

# Flagpole Selection Guide

## Selecting the right pole for your project

To choose the right pole you should consider both flagpole **Style** and **Height**. The common styles are outlined on this page for easy comparison. The features and accessories for each of these types of poles are detailed on the following pages of this selection guide.

Appropriate height of a flagpole is dependent upon several things. Consider how the flagpole will look with its surroundings. Your pole should complement the buildings around it and the flag should be easy to see. The flags you will fly are also very important. Traditionally, the length of the flag should be at least 1/4 the height of the pole. For example, to look proportional a 20' pole requires a 3'x5' flag or larger. The pole should be large enough and strong enough to fly the size and number of flags that you will want. However, you will also want to factor in the cost of replacement flags. Generally speaking, larger flags cost more money. If you want to opt for smaller flags to reduce future costs, you might want to purchase a shorter pole today.

## Traditional Ground Set Poles

**External Halyard Flagpoles** have become the standard for ground set flagpoles. See page 2 for details. **Internal Halyard Flagpoles** are an alternate design ideal for when flags will be flown for long periods of time with no supervision and where vandalism may be a potential problem. See pages 3 and 4.

## Specialty Flagpoles

**Nautical Flagpoles** are ideal for displaying special pennants. See page 5. **Counter Balanced Tilt Tank Flagpoles** are easy to maintain because the flagpole can be raised and lowered. See page 6.

## Surface Mounted Poles

A hinged tilting **Shoebase** is available for 5" and 6" butt diameter poles. When special mountings are required, the **Mandrel** type mounting can be utilized. See page 6 for both types.

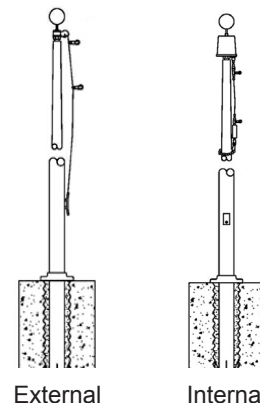
## Wall Mounted Poles

Brackets are available in many different designs. Both the **Vertical Wall Mount Brackets** and the **Outrigger Wall Mount Brackets** are shown on page 7.

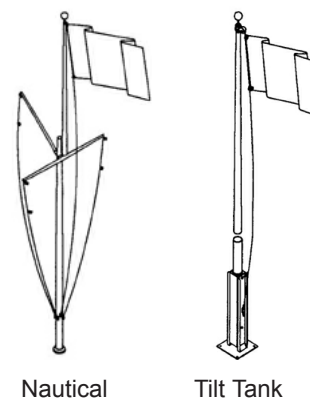
## Something More Special

If you need to place a special order for a flagpole, you might find it helpful to use our **EZ Spec Guide** on page 8. Our EZ Spec System will help you compare the options for each step needed to order a customized flagpole.

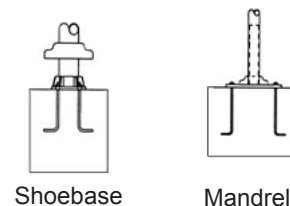
### Traditional Ground Set Poles



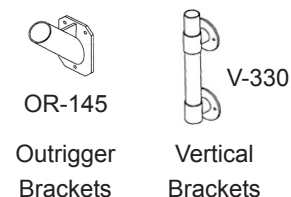
### Specialty Flagpoles



### Surface Mounted Flagpoles



### Wall Mounted Poles



Phone: 1-800-814-9568

Fax: 1-877-637-6537

Email: [flagpoles@morgan-francis.com](mailto:flagpoles@morgan-francis.com)

[www.morgan-francis.com](http://www.morgan-francis.com)



# Patriot Series, Ground Set Flagpoles

## The Patriot Series System

With its simple design, the Patriot Series external halyard system has long been the standard for flagpoles. Consisting of a single (one sheave) or double (two sheaves) truck, polypropylene halyards and cleats (to tie off the rope), it is both a trouble-free and economical flagpole system.

The Morgan-Francis Patriot Series external halyard system comes standard with a single revolving truck. A double truck assembly is optional. Standard exposed heights range from 20' - 80'. Other heights are available.

## External Halyard Fittings



### Single "Flag Following" Truck - standard

- ◆ standard for 5" - 12" butt dia. poles
- ◆ smoothly follows wind direction changes
- ◆ helps prevent halyard from chafing
- ◆ supports finial such as ball, eagle or cross
- ◆ cast aluminum construction
- ◆ upper and lower set of stainless steel ball bearings
- ◆ 1-1/4" NPT spindle threads into top
- ◆ nylon 2" diameter sheave is standard, aluminum optional



### Double "Flag Following" Truck - optional

- ◆ all features of the Single Truck, plus:
- ◆ two sheaves, 2" diameter nylon is standard, aluminum optional
- ◆ provides spare halyard
- ◆ further reduces maintenance costs



### Pole Cap Assembly

- ◆ standard for 3" - 4" butt dia. poles
- ◆ stationary external truck
- ◆ supports a finial
- ◆ suitable for small diameter aluminum poles, vertical wall mount and outrigger poles



### Cleats

- ◆ cast aluminum
- ◆ 6" - standard for 3", 3.5", & 4" butt dia. poles
- ◆ 9" - standard for 5"+ butt dia. poles
- ◆ one cleat per halyard
- ◆ mounts with 1/4-20 stainless steel screws



### Cleat Cover with Cylinder Lock

- ◆ optional
- ◆ cylinder lock and key provided
- ◆ prevents untying of halyard from cleat
- ◆ discourages flag theft
- ◆ minimizes vandalism



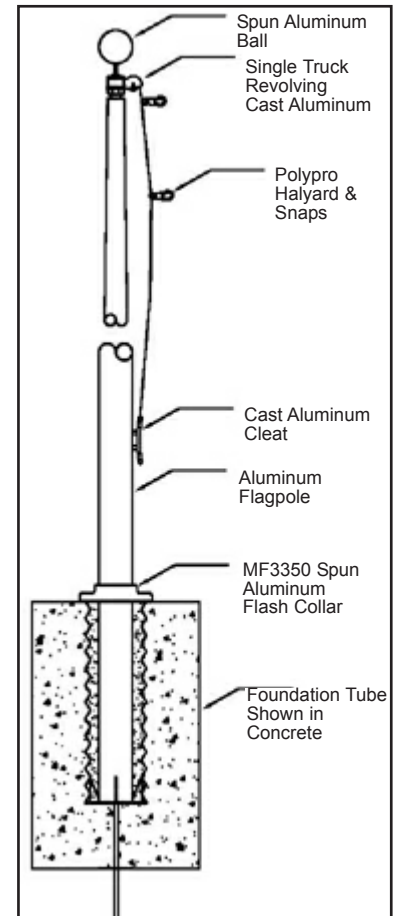
### Cleat Cover with Padlock

- ◆ optional
- ◆ has a hasp for padlocks
- ◆ prevents untying of halyard from cleat
- ◆ discourages flag theft
- ◆ minimizes vandalism



### Halyard Cover - optional

- ◆ 5' halyard channel
- ◆ must be used with a cleat cover
- ◆ provides extra halyard protection
- ◆ further minimizes vandalism



## Halyards

- ◆ #8 (1/4") polypro - standard for 3" - 4" butt dia. poles
- ◆ #10 (5/16") polypro - standard for 5" - 8" butt dia. poles
- ◆ #12 (3/8") polypro - standard for 50'+ poles
- ◆ polypro is available in black, silver, or white
- ◆ #8 & #10 halyards are available with galvanized wire core for added protection from vandalism
- ◆ nylon or polyester halyards are available as options in "white" only

## Flag Snaps

- ◆ nylon snap - standard for 3", 3.5", & 4" butt dia. poles
- ◆ 3.5" chrome-plated snap - standard for 5"+ butt dia. poles
- ◆ 3.5" stainless steel snap - standard for 50'+ poles
- ◆ quiet snap - optional
- ◆ bronze snap - optional

## Snap Covers - optional

- ◆ provides noise reduction
- ◆ flexible nylon
- ◆ available in white or bronze color

## Decorative Finial

- ◆ gold anodized ball provided
- ◆ other options available - see brochure for details

## Flash Collar

- ◆ spun aluminum flash collar provided for standard embedded poles
- ◆ other options available - see brochure for details

## Finishes, Bases, Lights & Halyards

- ◆ Many options are available. See brochure for details.

# Commercial Series, Ground Set Poles

## The Commercial Series System

The Morgan-Francis Commercial Series internal halyard system is recommended where flags will be flown for several days, where no continual supervision of flags is available, and where vandalism may be a potential problem. The Commercial Series internal halyard system is also recommended when large flags will be flown, as the mechanism allows for easier raising of the flag.

Our Commercial Series flagpoles come with a "flag following" truck top, concealed stainless steel aircraft cable, duo stainless steel swivel system, stainless steel flag snaps, manually operated stainless steel winch, sling assembly, weight, re-enforced door opening, flush access door with cylinder lock, key and removable crank handle. Standard exposed heights range from 20' - 80'. Other heights are available.

## Commercial Internal Halyard Fittings



### Revolving Internal Truck - standard

- ◆ cast aluminum construction with stainless steel ball bearings
- ◆ "flag following", non-fouling
- ◆ supports finial such as ball, eagle or cross
- ◆ 1-1/4" NPT spindle threads into top
- ◆ 2" steel pulley



### Winch Assembly - standard

- ◆ stainless steel
- ◆ operates with 1/8" stainless steel halyard
- ◆ locks in all positions
- ◆ uses removable crank handle



### Crank Handle - standard

- ◆ durable steel construction
- ◆ rotating plastic hand grip
- ◆ removable for secure storage



### Sling - standard

- ◆ restraining loop with plastic balls
- ◆ available in white or bronze
- ◆ easy attachment w/stainless steel quick link



### Weight - standard

- ◆ weather resistant construction
- ◆ available in white or black
- ◆ rubberized coating
- ◆ stainless steel eyes



### Access Door - standard

- ◆ flush door with lock and key
- ◆ made from same material as flagpole shaft



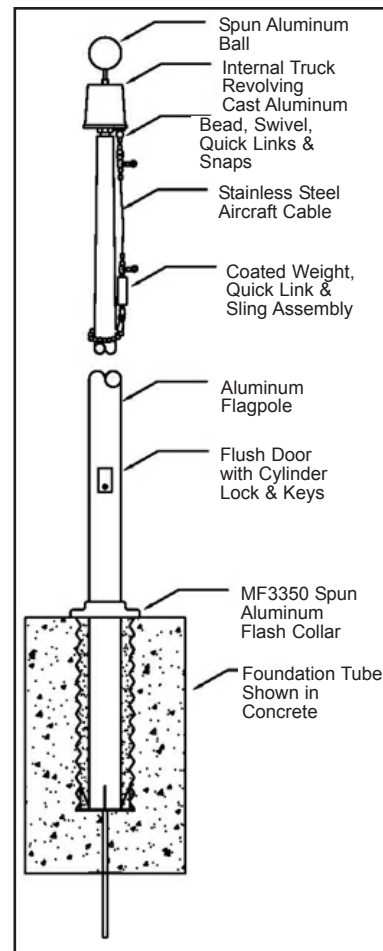
### Aircraft Cable - standard

- ◆ 7x19 stranded stainless steel cable
- ◆ 1/8" diameter cable standard
- ◆ 5/32" diameter outer cable for 50'+ poles



### Snaps - standard

- ◆ 3.5" stainless steel



### Snap Covers - standard

- ◆ provides noise reduction
- ◆ flexible nylon
- ◆ available in white only for internals

### Decorative Finial

- ◆ gold anodized ball provided
- ◆ other options available - see brochure for details

### Flash Collar

- ◆ spun aluminum flash collar provided
- ◆ other options available - see brochure for details

### Finishes, Bases, Lights & Halyards

- ◆ Many options are available. See brochure for details.

### Note

Standard flagpoles are rigged to fly only one flag. If multiple flags will be flown together, please inform us that additional flag halyards are needed.

# Guardian Series, Ground Set Poles

## The Guardian Series System

The Guardian Series internal halyard system features the same dependable construction as the Commercial Series internal line. The only difference is that we've replaced the concealed winch and cable with a durable concealed cam cleat and concealed polypro wire core halyard. The cam cleat works much like a venetian blind in that the unit clamps the rope when it is not being used.

Standard heights range from 20' - 40'. Other heights are available.

## Guardian Internal Halyard Fittings



### Guardian Revolving Truck - standard

- ◆ cast aluminum construction with stainless steel ball bearings
- ◆ "flag following", non-fouling
- ◆ supports finial such as ball, eagle or cross
- ◆ 1-1/4" NPT spindle threads into top
- ◆ 2" steel pulley



### Stationary Internal Truck - optional

- ◆ 2 nylon pulleys
- ◆ supports finial such as ball, eagle or cross



### Cam Cleat - standard

- ◆ works like a venetian blind
- ◆ mounted on aluminum plate for easy access
- ◆ secured with stainless steel plain head screws
- ◆ screws not visible on flagpole surface



### Halyard

- ◆ #8 (1/4") polypro wirecore - standard for 4" - 5" butt diameter poles
- ◆ #10 (5/16") polypro wirecore - standard for 5" - 8" butt diameter poles
- ◆ available in black, silver, or white
- ◆ outer stainless steel cable is optional



### Sling - standard

- ◆ restraining loop with plastic balls
- ◆ available in white or bronze
- ◆ easy attachment w/stainless steel quick link



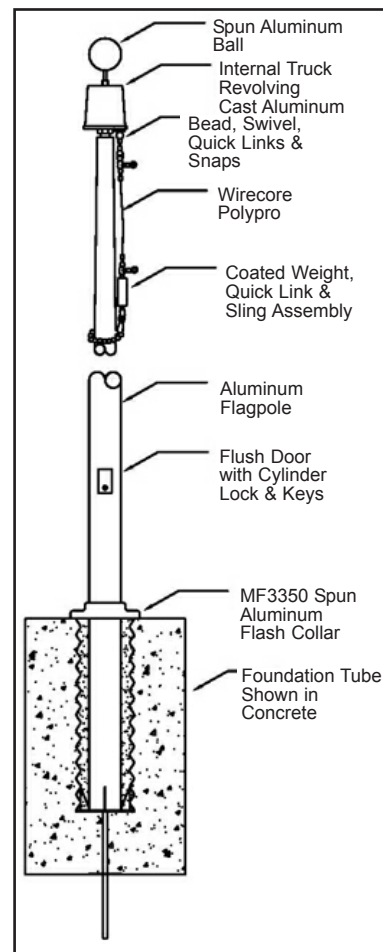
### Weight - standard

- ◆ weather resistant construction
- ◆ available in white or bronze
- ◆ rubberized coating
- ◆ stainless steel eyes



### Access Door - standard

- ◆ flush door with lock and key
- ◆ made from same material as flagpole shaft



## Flag Snaps

- ◆ nylon snap - standard for 4" butt dia. poles
- ◆ 3.5" chrome-plated snap - standard
- ◆ 3.5" stainless steel snap - optional
- ◆ quiet snap - optional
- ◆ bronze snap - optional

## Snap Covers - optional

- ◆ provides noise reduction
- ◆ flexible nylon
- ◆ available in white or bronze color

## Decorative Finial

- ◆ gold anodized ball provided
- ◆ other options available - see brochure for details

## Flash Collar

- ◆ spun aluminum flash collar provided
- ◆ other options available - see brochure for details

## Finishes, Bases, Lights & Halyards

Many options are available. See brochure for details.

## Note

Standard flagpoles are rigged to fly only one flag. If multiple flags will be flown together, please inform us that additional flag halyards are needed.

# Nautical Flagpoles

## Nautical Flagpoles

Nautical aluminum flagpoles are ideal for displaying special pennants. They are also highly recommended for Yacht clubs, marinas, Naval and Marine bases, or seashore and lakeside homes. We recommend protecting flagpoles located by water with a special finish (such as white paint).

## Nautical, Single Mast Series

Included as standard:

- ◆ single revolving cast aluminum truck
- ◆ gold anodized aluminum ball
- ◆ three 9" cast aluminum cleats
- ◆ #10 (5/16") polypro
- ◆ #12 (3/8") polypro for 50'+ poles
- ◆ spun aluminum flash collar
- ◆ standard foundation tube
- ◆ chrome-plated snaps with covers
- ◆ standard yardarm and fittings

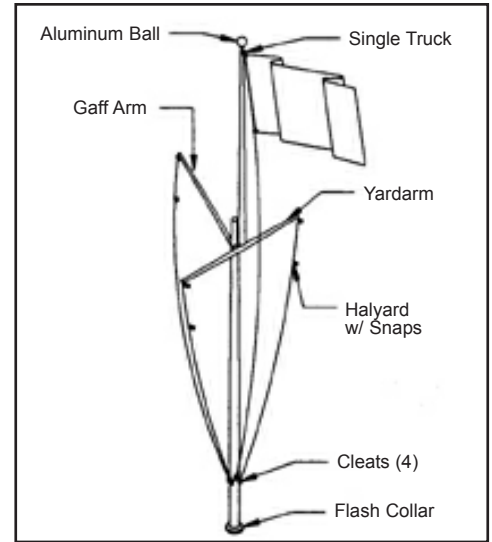
### Note

Gaff arm is not included, but is available for purchase as an option.

## Nautical, Double Mast Series

Included as standard:

- ◆ all of the items listed for single mast nauticals
- ◆ standard gaff arm and fittings



**Double Masted Shown**

### Note

The vertical shaft on Single Masted Nautical Flagpoles does not overlap as shown, and the gaff arm is provided only as an option.

## Nautical Pole Dimensions

Note for table below: Ship Weight-1 is for single mast nautical pole with yardarm; Ship Weight-2 is for the gaff arm only.

Flagpole Model #	Exp. Hght	Butt Dia.	Top Dia.	Wall Thick	Yardarm Dimensions			Ship Wght-1	Gaff Dimensions			Ship Wght-2
					Length	Center	Ends		Length	Butt	Top	
N23531	20'	5"	3"	.188"	6.5'	3"	2"	126#	5.5'	3"	2"	18#
N285531	25'	5.5"	3.5"	.188"	6.5'	3"	2"	160	5.5'	3"	2"	20
N28621	25'	6"	3.5"	.156"	6.5'	3"	2"	132	5.5'	3"	2"	20
N28631	25'	6"	3.5"	.188"	6.5'	3"	2"	170	5.5'	3"	2"	20
N33632	30'	6"	3.5"	.188"	8.5'	3.5"	2"	195	6.5'	3"	2"	23
N33642	30'	6"	3.5"	.250"	8.5'	3.5"	2"	245	6.5'	3"	2"	23
N385732	35'	7"	3.5"	.188"	9.5'	3.5"	2"	270	7.5'	3"	2"	27
N385742	35'	7"	3.5"	.250"	9.5'	3.5"	2"	334	7.5'	3"	2"	27
N44832	40'	8"	3.5"	.188"	11'	3.5"	2"	337	9'	3"	2"	32
N44842	40'	8"	3.5"	.250"	11'	3.5"	2"	414	9'	3"	2"	32
N495842	45'	8"	3.5"	.250"	12'	4"	2.5"	446	9'	3.5"	2"	32
N551043	50'	10"	4"	.250"	13.5'	4"	2.5"	598	10'	3.5"	2"	36
N661243	60'	12"	4"	.250"	15'	5"	3"	705	12'	3.5"	2"	43
N771243	70'	12"	4"	.250"	16.5'	5"	3"	805	14'	3.5"	2"	50
N881263	80'	12"	4"	.375"	18'	5"	3"	1,070	16'	3.5"	2"	57

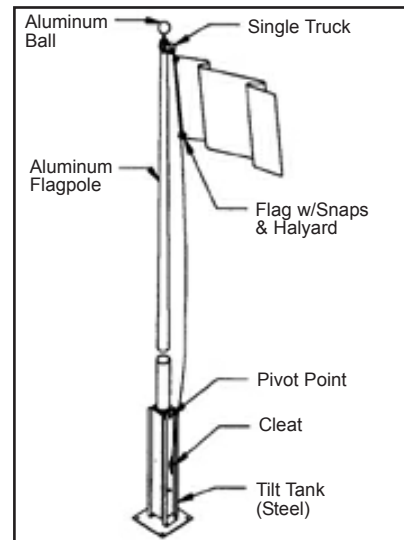
# Counter Balanced Tilting Flagpoles

## Counter Balanced Tilt Tank Flagpole

Counter balanced tilting, anchor bolt mounted flagpoles are easy to maintain because the flagpole can be raised and lowered by removing the locking bolts. The tilting flagpole consists of an aluminum cone tapered pole, aluminum ball, truck top, polypropylene halyard, swivel snaps, aluminum cleat, powder coat painted steel counter balance unit, locking bolts, and anchor bolts.

For the smaller flagpoles, a non-counter balanced tilting shoebase is available. See "Surface Mounted Foundations" below.

Total Exp. Hght.	Diameter			Sq. Base Plate	Holes "On" Center	Channel Width	Anchor Bolts	Weight	
	Butt	Top	Ball					Pole	Tilt Tank
20'	5"	3"	5"	16"x1/2"	12"	6"	3/4"x15"	70#	450#
25'	5"	3"	5"	18"x1/2"	14"	6"	3/4"x15"	100	600
25'	6"	3.5"	6"	18"x1/2"	14"	7"	3/4"x15"	115	700
30'	5"	3"	5"	20"x1/2"	16"	6"	3/4"x15"	120	725
30'	6"	3.5"	6"	20"x1/2"	16"	7"	3/4"x25"	125	750
35'	6"	3.5"	6"	22"x1/2"	18"	7"	3/4"x25"	150	800
35'	7"	3.5"	6"	22"x1/2"	18"	8"	3/4"x25"	170	850
40'	7"	3.5"	6"	24"x1/2"	20"	8"	1"x36"	200	975
40'	8"	3.5"	8"	24"x1/2"	20"	9"	1"x36"	225	1050



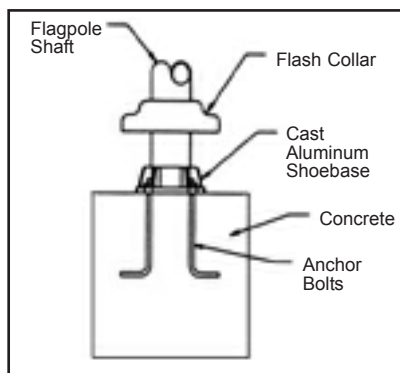
## Surface Mounted Foundations

### Shoebase Mounting

The cast aluminum shoebase is welded to the flagpole. The entire unit is placed over anchor bolts that have been cast in concrete. The pole is secured using nuts and washers above and below the shoebase.

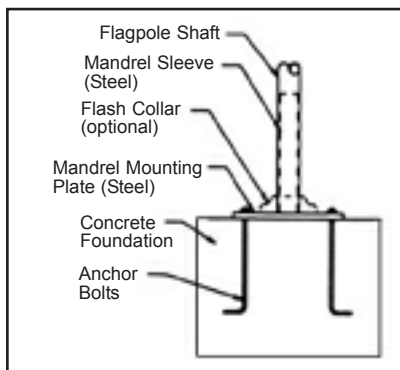
#### Note

A hinged tilting shoebase is available for 5" and 6" butt diameter poles.



### Mandrel Mounting

When special mountings are required, the mandrel type mounting can be utilized. Each is custom designed according to application and size. Applications include roofs and plazas, as well as others. Foundation may be a concrete slab.



# Wall Mounted Flagpoles

## Vertical Wall Mount Series

Included as standard:

- ◆ single revolving cast aluminum truck
- ◆ 9" cast aluminum cleat
- ◆ appropriate bracket
- ◆ no mounting hardware provided
- ◆ gold anodized aluminum ball
- ◆ #10 (5/16") polypro halyard
- ◆ chrome-plated snaps with covers

### Note

When a Wall Mounted Flagpole is required for a project, we recommend that details be provided to an experienced flagpole dealer or to Morgan-Francis so that the flagpole selected will meet the structural requirements of the project.

Details required include pole length; bracket style to be used; quantity, size, and material of flags being flown on each pole; distance from grade to the bottom of the flagpole; and the project location, city, state, etc.

## Vertical Wall Mount Brackets



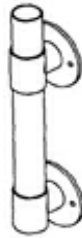
V-100



V-319



V-320



V-330

### Note

Other brackets are available. Additionally, Morgan-Francis Flagpoles can fabricate brackets in customized designs and angles to meet any requirements you may have for special projects. Please contact our office for assistance.

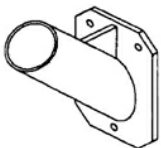
## Outrigger Wall Mount Series

These poles are designed to fly flags at 25 feet above grade in 120 mph winds or less.

Included as standard:

- ◆ stationary cast aluminum truck
- ◆ 9" cast aluminum cleat
- ◆ appropriate bracket
- ◆ no mounting hardware provided
- ◆ gold anodized aluminum ball
- ◆ #10 (5/16") polypro halyard
- ◆ chrome-plated snaps with covers

## Outrigger Wall Mount Brackets



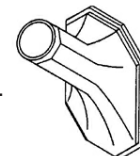
**OR-145**  
30° to 60°  
butt dia. 5" max.  
fabricated  
Call for pricing.



**OR-332**  
45°  
butt dia. 4.5" max.  
cast aluminum



**OR-337**  
30°  
butt dia. 4" max.  
fabricated



**OR-430**  
45°  
butt dia. 5" max.  
cast aluminum

### Note

Morgan-Francis Flagpoles can fabricate brackets in customized designs and angles to meet any requirements you may have for special projects. Please contact our office for assistance.

# EZ Spec Guide

## Something More Special

If you need to place a special order for a flagpole, use our EZ Spec System to help you compare the options for each step in the selection process. Simply fill in the information required for each step and make notes as needed to clarify details. Then mail or fax in your order. Please feel free to call if you need any assistance.

### EZ Spec System

Our EZ Specs Guide makes selecting an aluminum flagpole a breeze. This guide should be used for standard embedded designed flagpoles only. If you need help with other flagpole designs, please call. Morgan-Francis staff is able to provide complete assistance.

**Steps 1 and 2** let you select flagpole type and size. Overall shaft lengths include 10% additional length required for standard embedded foundation mounting. Shafts over a certain length are shipped in multiple sections as indicated by the last digit in the model number.

**Steps 3 through 6** lead you through standard fittings, finishes, mounting and other available options. Print the EZ Spec Guide so you can use it whenever you specify flagpoles on a project.

### Special Order Notes:

\_\_\_\_\_

\_\_\_\_\_

\_\_\_\_\_

\_\_\_\_\_

\_\_\_\_\_

\_\_\_\_\_

\_\_\_\_\_

Company Name: \_\_\_\_\_

Project Name: \_\_\_\_\_

Project City, State, Zip: \_\_\_\_\_

Contact Name: \_\_\_\_\_

Phone: \_\_\_\_\_

Fax: \_\_\_\_\_

Email: \_\_\_\_\_

## EZ Spec Guide

<p><b>Step 1 - Select Basic Pole Design</b> External Halyard - Standard simple design.</p> <p>Internal Halyard - Halyard is inside pole for security and clean appearance.</p> <p>Special - For nautical, outrigger or other mountings; some details are provided in our brochure. Call for further information.</p>	<p style="text-align: center;"><b>CHOICES</b></p> <p>(1a) <input type="checkbox"/> External Halyard</p> <p>(1b) <input type="checkbox"/> Internal Halyard</p> <p><input type="checkbox"/> Special</p> <p>(1c) _____ Surface Mount</p> <p>(1d) _____ Wall Mount</p> <p>(1e) _____ Nautical</p> <p>(1f) _____ Tilt Tank</p>
<p><b>Step 2 - Select Pole Size</b> Determine height, butt diameter and wall thickness based on windspeed, flag size and appropriate height for the building.</p>	<p>(2a) Exposed Ht _____</p> <p>(2b) Overall Ht _____</p> <p>(2c) Butt Dia _____</p> <p>(2d) Top Dia _____</p> <p>(2e) Wall Thickness _____</p> <p>(2f) Model No _____</p>
<p><b>Step 3 - External Halyard Fittings &amp; Options</b> Our external halyard flagpoles come complete with halyard, single truck, cleat, flag snaps, aluminum ball, flash collar, and foundation tube. See our brochure for available options and upgrades. (To specify finial &amp; flash collar, see Step 6)</p> <p><b>Step 3 - Internal Halyard Fittings</b> Morgan-Francis offers a Commercial Internal halyard system and the economical Guardian Internal halyard system. Each comes complete with halyard, internal truck, flag snaps, winch or cam cleat, aluminum ball, flash collar, and foundation tube.</p>	<p><b>External</b></p> <p><input type="checkbox"/> Single Truck</p> <p><input type="checkbox"/> Double Truck</p> <p><input type="checkbox"/> Pole Cap Assembly</p> <p><input type="checkbox"/> Cleat Cover (cylinder lock)</p> <p><input type="checkbox"/> Cleat Cover (padlock)</p> <p><input type="checkbox"/> 5' Halyard Cover</p> <p><input type="checkbox"/> Nylon Snaps</p> <p><input type="checkbox"/> Chrome-plated Snaps</p> <p><input type="checkbox"/> Stainless Steel Snaps</p> <p><input type="checkbox"/> Quiet Snaps</p> <p><input type="checkbox"/> Bronze Snaps</p> <p><input type="checkbox"/> Snap Covers</p> <p><b>Commercial Internal</b></p> <p><input type="checkbox"/> Revolving Truck</p> <p><b>Guardian Internal</b></p> <p><input type="checkbox"/> Revolving Truck</p> <p><input type="checkbox"/> Stationary Truck</p>
<p><b>Step 4 - Select Mounting Method</b> Standard mounting method is an embedded foundation. Optional approaches are detailed in our brochure.</p>	<p><input type="checkbox"/> Standard Embedded</p> <p><input type="checkbox"/> Shoebase Mounting</p> <p><input type="checkbox"/> Mandrel Mounting</p> <p><input type="checkbox"/> Other - _____</p>
<p><b>Step 5 - Select Finish</b> Satin brushed aluminum is standard. Other anodized finishes are available as well as various paint finishes. Call to find out about paint options.</p>	<p><input type="checkbox"/> Satin Brushed</p> <p><input type="checkbox"/> Clear Anodized</p> <p><input type="checkbox"/> Light Bronze Anodized</p> <p><input type="checkbox"/> Med Bronze Anodized</p> <p><input type="checkbox"/> Dark Bronze Anodized</p> <p><input type="checkbox"/> Black Anodized</p> <p><input type="checkbox"/> Painted</p>
<p><b>Step 6 - Special Options</b> Optional fittings and accessories for your flagpoles are available. When choosing an eagle or cross, please call for available styles and sizes.</p>	<p><input type="checkbox"/> Satin Brush Alum. Ball</p> <p><input type="checkbox"/> Stainless Steel Ball</p> <p><input type="checkbox"/> Gold Leaf Copper Ball</p> <p><input type="checkbox"/> Eagle or Cross</p> <p><input type="checkbox"/> Cast Aluminum Collar</p> <p><input type="checkbox"/> High Profile Flash Collar</p> <p><input type="checkbox"/> Optional Base _____</p> <p><input type="checkbox"/> Lights</p>